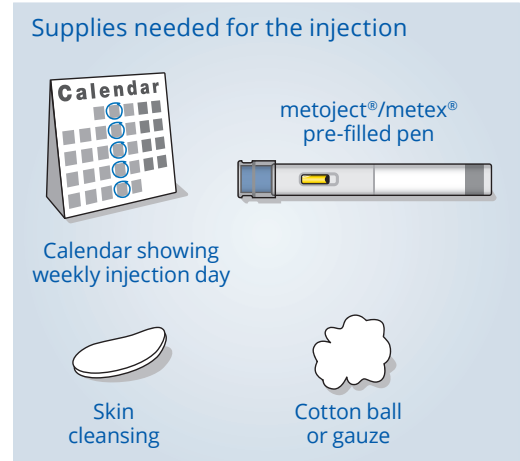
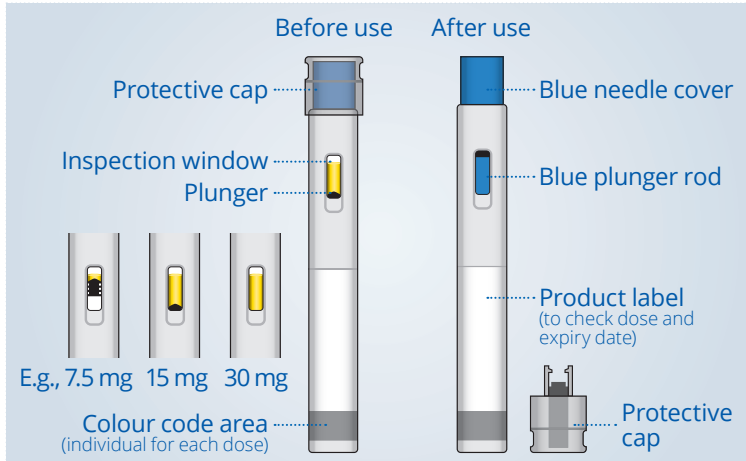


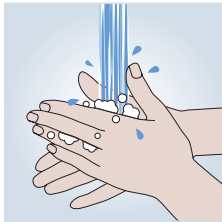
Instruction guide for using metoject®/metex® PEN

- ▶ This instruction guide does not replace the patient information leaflet. Please read the information leaflet carefully before starting the injection.
- ▶ Please remember that the pen is administered only once weekly at the same weekday.

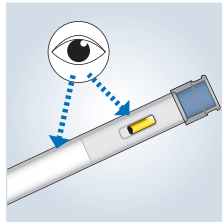
The metoject®/metex® pre-filled PEN



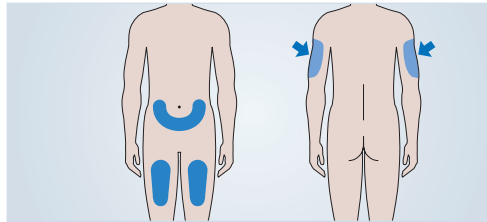
Preparing your injection



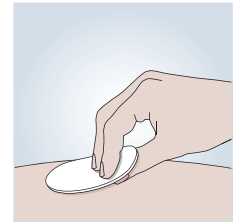
Wash your hands and unpack the pen



Checking your pen before use

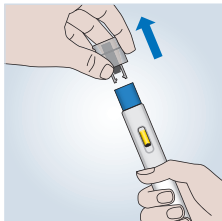


Choose an injection site on the abdomen or upper thighs. Only caregivers may also inject in the back of the upper arm

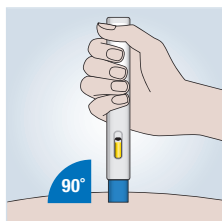


Clean your injection site

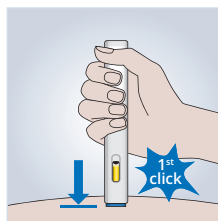
Injecting your dose



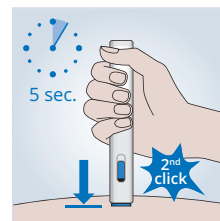
Remove the cap



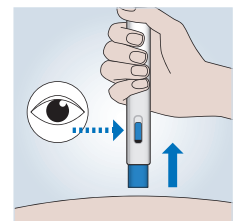
Position your pen



Push down the pen to start your injection

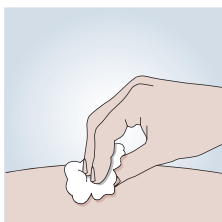


Hold the pen in place to complete your injection



Finish your injection by pulling the pen straight up

After your injection



Treat your injection site



Dispose of your pen in accordance with the local requirements

Further information can be
found at **metoject.com**